



Franz Pirro

Franz Pirro studied veterinary medicine at the Ludwig-Maximilians University, Munich, Germany. Prior to this he had already completed his degree in Agricultural Biology earning a Master grade. After some years of practicing mainly in the field of livestock (focus on dairy and swine) he received his PhD at the University of Ulm, Germany. In 1991, he became Assistant Professor at the University of Gießen, Institute of Hygiene and Infectious Diseases. Franz Pirro joined Bayer in 1994 as a coordinator for Baytril® defense, did scientific lobbying anti-infectives and was Member of anti-infective working groups at BfT, FEDESA, COMISA. From 2000 to 2006, he was in charge of the Global Bayer livestock antimicrobial portfolio and since recently he is occupied with the Portfolio Management Food Animal Products and is in charge of the Global Brand management Catosal®. Dr. Pirro is Diplomat at the European College for Veterinary Public Health. He has published extensively and is holder of several patents.

International survey on the use of Catosal® injectable solution in bovine practice

F. Pirro

Bayer HealthCare, Animal Health, Germany

Catosal® (combination of butafosfan and vitamin B12; in some countries branded as Phosphorum B12® or Coforta®), as one of Bayer's classical brands, was made available to the veterinary community as early as 1958. Since then, many studies have been conducted in order to demonstrate its reliable benefits in several animal species and under various husbandry conditions. Globally, numerous cattle experts trust and rely on Catosal®, so that per year approximately 1 mio cattle are dosed with Catosal®. Catosal®'s traditional indications in cattle cover metabolic diseases of different aetiology such as supplementation of tetany and paresis treatment, general metabolic disorders, prevention and control of hepatic disorders and ketosis, improvement of fertility, growth or feeding disorders, and lack of libido.

As responsible producer of veterinary pharmaceutical drugs, it is our aim at Bayer Animal Health to follow up and monitor the use of our products in the market, to analyse the received feedback and to improve our brands and services constantly, according to our customers needs. In this context, several detailed field surveys have been conducted in recent years throughout the world on the use of Catosal® injectable solution. In total, more than 1,500 practitioners were asked on animal species, age, indication areas, dose rates, combination with other drugs, route of administration, as well as duration and efficacy of treatment.

In this paper, we analyse the responses of more than 750 bovine practitioners from various countries and several continents in order to provide a representative and comprehensive picture on the use of Catosal® and a profound assessment of clinical benefits and treatment satisfaction (Fig. 1–5).

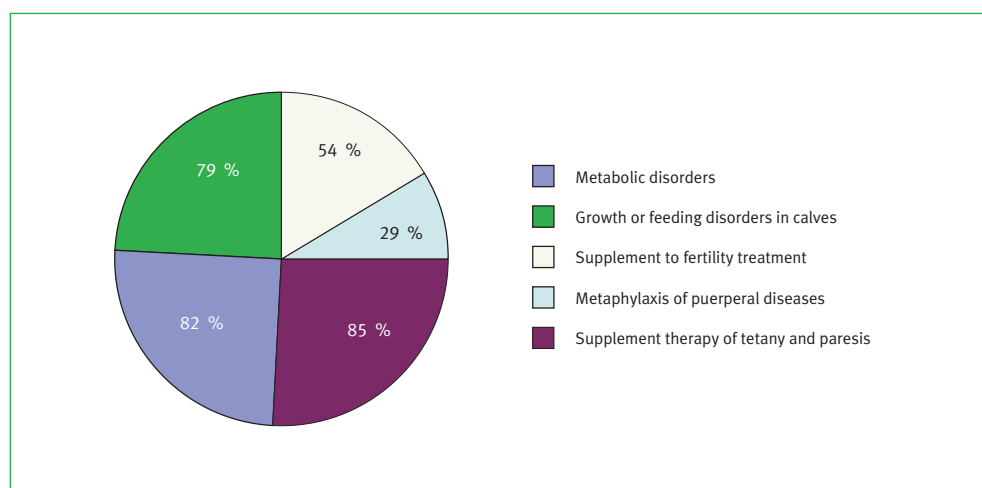


Figure 1: Major indications for Catosal in cattle



With marginal regional differences, Catosal® is used primarily in dairy, but also in beef cattle as well as in calves. The most frequent application (Fig. 1) is the supplementation of tetany and paresis treatment of postparturient cows (79 to 89%), followed by the treatment of general metabolic and growth and feeding disorders (74 to 86%). More than 50% of bovine practitioners use Catosal® as a supplement to fertility treatment in cows and more than 25% to metaphylactical treatment of puerperal disorders. Other, less frequently mentioned indications, were the supportive treatment of clinical and subclinical ketosis, hepatic dysfunction, stressed or immunosuppressed animals, the stimulation of appetite, the treatment of anaemia and the supportive treatment of locomotive disorders.

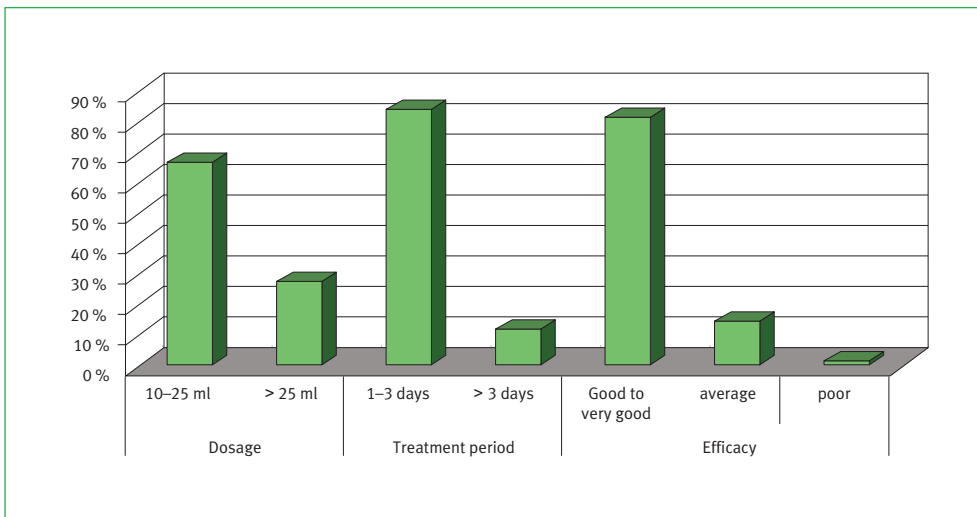


Figure 2: Duration and doses of application for Catosal in cattle

Fig. 2 shows that about 2/3 of treatments in cows are dosed at up to 25 ml (5 ml/100 kg b.w.) and 1/3 at higher doses of up to 100 ml (i.v. one shot application). Depending on the body weight, calves receive 5 to 15 ml. Typically treatments last 1 to 3 days (85%). Application is equally effective via intravenous, intramuscular or subcutaneous injection. For practical reasons, intravenous application is frequently in combination with and supportive to calcium and magnesium therapy.

Overall, a high percentage (85%) of the practitioners rated efficacy good to very good (Fig. 2) with a range from 74% for the metaphylaxis of puerperal diseases up to 87% for the treatment of metabolic disorders and supportive treatment of tetany and paresis.

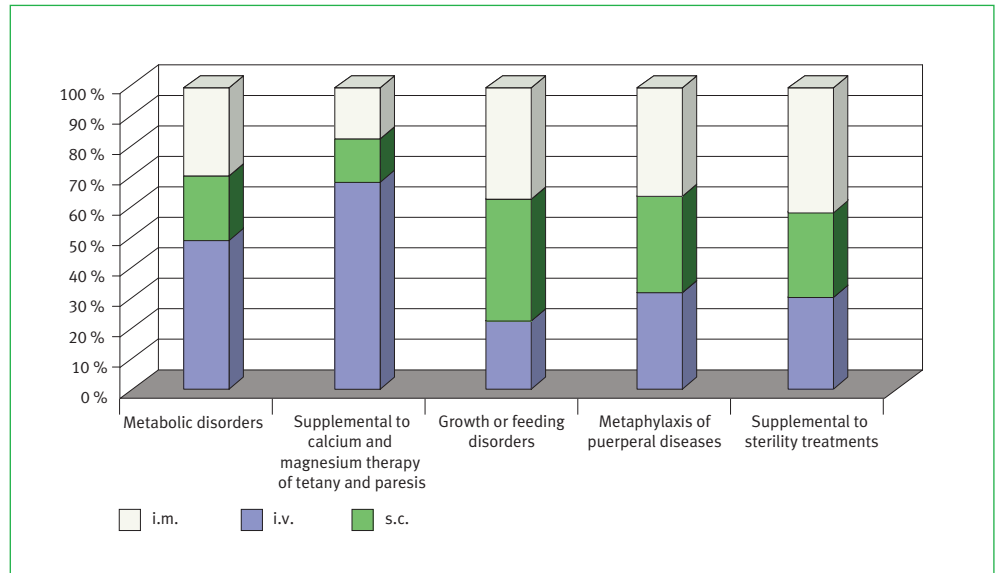


Figure 3: Application route of Catosal per indication in cattle

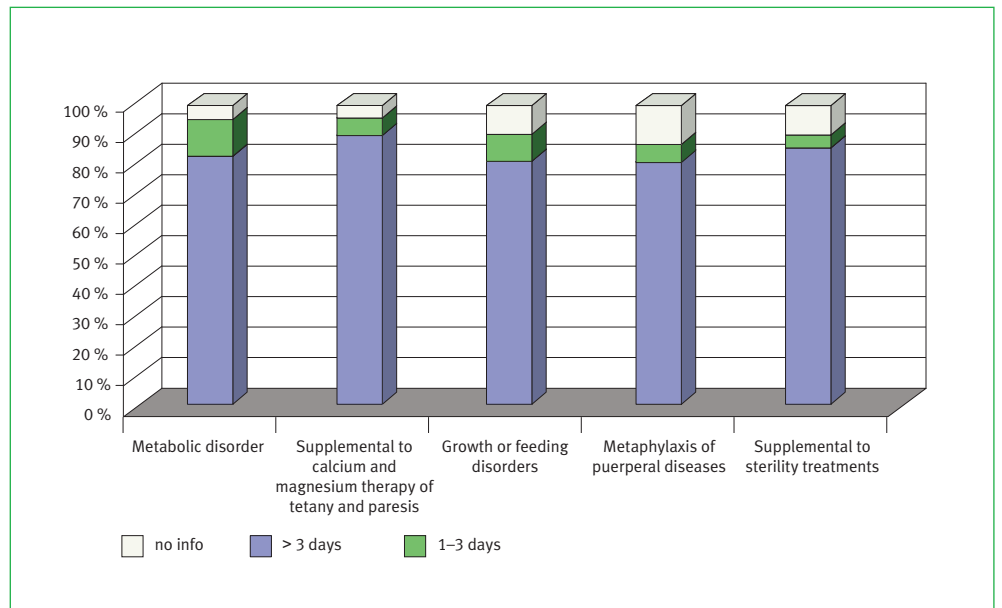


Figure 4: Treatment period of Catosal per indication in cattle

Only up to 3% of the overall treatment outcomes were judged poor and 12% to 25% average. Especially noted was the high degree of safety allowing the application of 3 to 5 times the therapeutic dose (e.g., 100 ml i.v. bolus) without adverse effects.

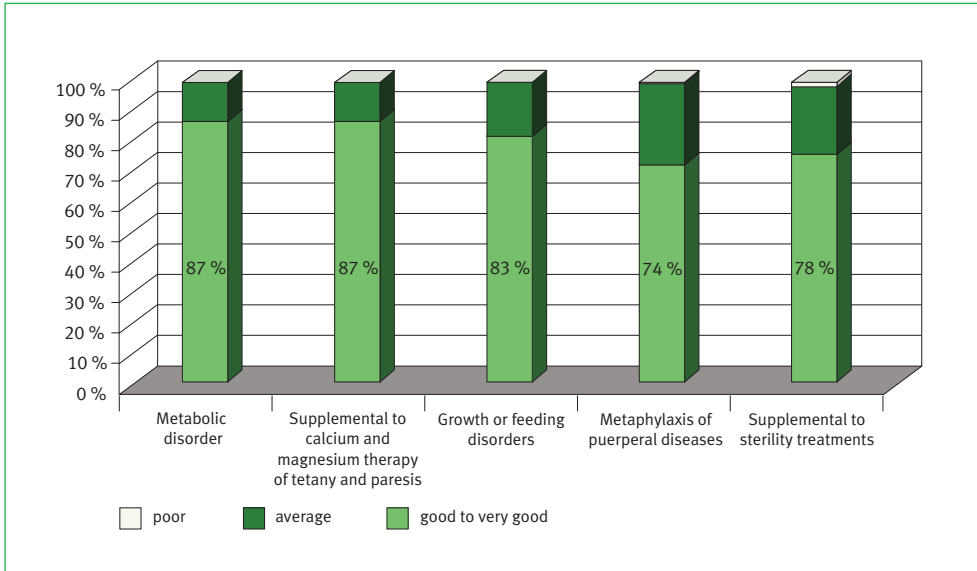


Figure 5: Efficacy of Catosal per indication in cattle

In conclusion, the survey showed that Catosal® is very well established in bovine practice. Besides the high level of brand awareness, the bovine practitioners participating in the study were very satisfied with the broad and deep spectrum of indications and the efficacy of Catosal® in various metabolic disorders.

These results support Bayer's efforts to continuously improve the Catosal® label and the service offers to maintain the excellent image Catosal® has amongst cattle experts.

References

1. Market research reports: Catosal® usage and attitude in Germany and France (2006), Portugal, Italy, Korea, Mexico, Thailand, Greece, Belgium and the Netherlands (2007/08). Efficacy of Catosal® 10% in veterinary practice – results of a field survey in Germany (2000). Data on file.
2. Global Periodic Safety Update Report Catosal® 10% injectable solution (2006). Data on file.